

Stand Activity Summary for
COVINGTON COUNTY BOARD OF EDUCATION

Filters Applied: County: Covington
 Client Class: School Trust Land
 District: South Central District
 Client: COVINGTON COUNTY B
 STR:
 Activity:
 Year: 2012 Through 2021

STR	Strata	Stand	Activity	Acre	Est. Cost	Est. Revenue
2012						
16 8N 14W	5	8	Harvest, Mechanical, 1st Thin, Machine, Loblolly	6	\$203.00	\$2,237.64
16 8N 14W	5	12	Harvest, Mechanical, 1st Thin, Machine, Loblolly	2	\$68.60	\$756.17
16 8N 14W	5	14	Harvest, Mechanical, 1st Thin, Machine, Loblolly	4	\$125.65	\$1,385.02
16 8N 14W	5	16	Harvest, Mechanical, 1st Thin, Machine, Loblolly	2	\$52.85	\$582.56
16 8N 14W	5	17	Harvest, Mechanical, 1st Thin, Machine, Loblolly	6	\$195.30	\$2,152.76
16 8N 14W	5	29	Harvest, Mechanical, 1st Thin, Machine, Loblolly	3	\$101.85	\$1,122.68
16 8N 14W	5	35	Harvest, Mechanical, 1st Thin, Machine, Loblolly	4	\$143.85	\$1,585.64
16 8N 14W	5	37	Harvest, Mechanical, 1st Thin, Machine, Loblolly	12	\$407.40	\$4,490.71
16 8N 14W	5	38	Harvest, Mechanical, 1st Thin, Machine, Loblolly	14	\$473.90	\$5,223.73
16 8N 14W	5	40	Harvest, Mechanical, 1st Thin, Machine, Loblolly	3	\$99.40	\$1,095.67
16 8N 14W	5	45	Harvest, Mechanical, 1st Thin, Machine, Loblolly	24	\$850.15	\$9,371.08
16 8N 14W	5	46	Harvest, Mechanical, 1st Thin, Machine, Loblolly	2	\$60.20	\$663.58
16 8N 14W	5	48	Harvest, Mechanical, 1st Thin, Machine, Loblolly	4	\$140.00	\$1,543.20
16 8N 14W	5	52	Harvest, Mechanical, 1st Thin, Machine, Loblolly	2	\$57.05	\$628.85
16 8N 14W	5	57	Harvest, Mechanical, 1st Thin, Machine, Loblolly	34	\$1,190.00	\$13,117.20
16 8N 14W	7	31	Harvest, Mechanical, 2nd Thin, Machine, Loblolly	12	\$420.00	\$5,604.00
16 8N 16W	6	52	Site Preparation, Other, Burn, Hand, Debris	25	\$750.00	\$0.00
16 8N 16W	6	52	Regeneration, Artificial, Plant, Hand, Loblolly	25	\$2,750.00	\$0.00

STR	Strata	Stand	Activity	Acre	Est. Cost	Est. Revenue
16 8N 16W	6	52	Site Preparation, Chemical, Broadcast, Aerial, Woody	25	\$2,375.00	\$0.00
16 9N 14W	4	30	Harvest, Mechanical, 1st Thin, Machine, Loblolly	31	\$1,092.70	\$12,044.68
16 9N 14W	4	36	Harvest, Mechanical, 1st Thin, Machine, Loblolly	2	\$75.25	\$829.47
16 9N 14W	4	40	Harvest, Mechanical, 1st Thin, Machine, Loblolly	7	\$245.00	\$2,700.60
16 9N 14W	4	42	Harvest, Mechanical, 1st Thin, Machine, Loblolly	4	\$130.90	\$1,442.89
16 9N 14W	4	54	Harvest, Mechanical, 1st Thin, Machine, Loblolly	35	\$1,218.70	\$13,433.56
16 9N 14W	6	31	Harvest, Mechanical, 2nd Thin, Machine, Loblolly	41	\$1,435.00	\$22,476.20
16 9N 14W	6	57	Harvest, Mechanical, 2nd Thin, Machine, Loblolly	69	\$2,408.00	\$37,716.16
16 9N 14W	8	60	Site Preparation, Chemical, Broadcast, Hand, Woody	122	\$11,590.00	\$0.00
16 9N 14W	8	60	Regeneration, Artificial, Plant, Hand, Loblolly	122	\$13,420.00	\$0.00
16 9N 15W	4	2	Harvest, Mechanical, 1st Thin, Machine, Loblolly	10	\$355.25	\$3,915.87
16 9N 15W	4	3	Harvest, Mechanical, 1st Thin, Machine, Loblolly	13	\$437.85	\$4,826.36
16 9N 15W	4	12	Harvest, Mechanical, 1st Thin, Machine, Loblolly	76	\$2,660.00	\$29,320.80
16 9N 15W	4	18	Harvest, Mechanical, 1st Thin, Machine, Loblolly	9	\$319.20	\$3,518.50
16 9N 15W	4	21	Harvest, Mechanical, 1st Thin, Machine, Loblolly	58	\$2,034.90	\$22,430.41
16 9N 15W	4	23	Harvest, Mechanical, 1st Thin, Machine, Loblolly	79	\$2,754.15	\$30,358.60
16 9N 15W	7	6	Harvest, Mechanical, Final, Machine, Loblolly	6	\$210.00	\$13,774.20
16 9N 15W	7	7	Harvest, Mechanical, Final, Machine, Loblolly	3	\$105.00	\$6,647.70
16 9N 15W	7	15	Harvest, Mechanical, Final, Machine, Loblolly	14	\$490.00	\$26,048.40
16 9N 16W	5	15	Harvest, Mechanical, Thin, Machine, Loblolly	11	\$372.40	\$4,104.91
16 9N 16W	5	17	Harvest, Mechanical, Thin, Machine, Loblolly	17	\$599.90	\$6,612.61
16 9N 16W	5	38	Harvest, Mechanical, Thin, Machine, Loblolly	90	\$3,150.00	\$34,722.00
16 9N 16W	5	39	Harvest, Mechanical, Thin, Machine, Loblolly	11	\$396.20	\$4,367.26

STR	Strata	Stand	Activity	Acre	Est. Cost	Est. Revenue
16 9N 16W	5	62	Harvest, Mechanical, Thin, Machine, Loblolly	2	\$64.75	\$713.73
16 9N 16W	5	63	Harvest, Mechanical, Thin, Machine, Loblolly	2	\$67.90	\$748.45
16 9N 16W	5	65	Harvest, Mechanical, Thin, Machine, Loblolly	9	\$330.75	\$3,645.81
16 9N 16W	5	72	Harvest, Mechanical, Thin, Machine, Loblolly	21	\$720.65	\$7,943.62
16 9N 16W	5	76	Harvest, Mechanical, Thin, Machine, Loblolly	2	\$78.40	\$864.19
16 9N 17W	5	27	Harvest, Mechanical, Thin, Machine, Loblolly	118	\$4,147.15	\$45,713.44
16 9N 17W	5	42	Harvest, Mechanical, Thin, Machine, Loblolly	4	\$138.95	\$1,531.63
16 9N 17W	5	46	Harvest, Mechanical, Thin, Machine, Loblolly	62	\$2,168.95	\$23,908.03

Yearly Totals

1.256

\$63,682.10

\$417,920.57

2013

16 7N 15W	7	1	Harvest, Mechanical, Regeneration, Machine, Loblolly	54	\$1,890.00	\$68,509.80
16 7N 15W	7	5	Harvest, Mechanical, Regeneration, Machine, Loblolly	20	\$700.00	\$25,374.00
16 7N 15W	7	6	Harvest, Mechanical, Regeneration, Machine, Loblolly	15	\$525.00	\$19,030.50
16 7N 15W	7	7	Harvest, Mechanical, Regeneration, Machine, Loblolly	12	\$420.00	\$15,224.40
16 7N 15W	7	11	Harvest, Mechanical, Regeneration, Machine, Loblolly	6	\$210.00	\$7,612.20
16 7N 15W	7	17	Harvest, Mechanical, Regeneration, Machine, Loblolly	10	\$350.00	\$12,687.00
16 7N 16W	7	9	Harvest, Mechanical, Regeneration, Machine, Loblolly	111	\$3,885.00	\$140,825.70
16 7N 16W	8	19	Site Preparation, Chemical, Broadcast, Aerial, Woody	125	\$11,875.00	\$0.00
16 8N 16W	5	64	Harvest, Mechanical, 1st Thin, Machine, Loblolly	29	\$1,015.00	\$15,897.80
16 8N 16W	5	69	Harvest, Mechanical, 1st Thin, Machine, Loblolly	43	\$1,505.00	\$16,589.40
16 8N 16W	6	51	Harvest, Mechanical, 1st Thin, Machine, Loblolly	22	\$770.00	\$15,230.60
16 9N 15W	7	1	Site Preparation, Chemical, Broadcast, Aerial, Woody	194	\$18,416.70	\$0.00
16 9N 15W	7	1	Harvest, Mechanical, Final, Machine, Loblolly	194	\$6,790.00	\$452,893.00

STR	Strata	Stand	Activity	Acre	Est. Cost	Est. Revenue
16 9N 15W	7	6	Site Preparation, Chemical, Broadcast, Aerial, Woody	6	\$570.00	\$0.00
16 9N 15W	7	7	Site Preparation, Chemical, Broadcast, Aerial, Woody	3	\$260.30	\$0.00
16 9N 15W	7	15	Site Preparation, Chemical, Broadcast, Aerial, Woody	14	\$1,368.00	\$0.00
16 9N 17W	6	37	Harvest, Mechanical, Thin, Machine, Loblolly	21	\$735.00	\$8,101.80
16 9N 17W	6	47	Harvest, Mechanical, Thin, Machine, Loblolly	144	\$5,029.85	\$55,443.32

Yearly Totals

1.023

\$56,314.85

\$853,419.52

2014

16 6N 14W	5	73	Harvest, Mechanical, Thin, Machine, Loblolly	8	\$280.00	\$3,086.40
16 6N 14W	5	74	Harvest, Mechanical, Thin, Machine, Loblolly	7	\$255.50	\$2,816.34
16 6N 15W	5	8	Harvest, Mechanical, 2nd Thin, Machine, Loblolly	121	\$4,235.00	\$46,681.80
16 6N 15W	6	22	Harvest, Mechanical, 2nd Thin, Machine, Loblolly	7	\$245.00	\$3,837.40
16 7N 15W	7	1	Site Preparation, Chemical, Broadcast, Aerial, Woody	54	\$5,092.95	\$0.00
16 7N 15W	7	5	Site Preparation, Chemical, Broadcast, Aerial, Woody	20	\$1,943.70	\$0.00
16 7N 15W	7	6	Site Preparation, Chemical, Broadcast, Aerial, Woody	15	\$1,425.95	\$0.00
16 7N 15W	7	7	Site Preparation, Chemical, Broadcast, Aerial, Woody	12	\$1,180.85	\$0.00
16 7N 15W	7	11	Site Preparation, Chemical, Broadcast, Aerial, Woody	6	\$552.90	\$0.00
16 7N 15W	7	17	Site Preparation, Chemical, Broadcast, Aerial, Woody	10	\$963.30	\$0.00
16 7N 15W	7	25	Site Preparation, Chemical, Broadcast, Aerial, Woody	8	\$790.40	\$0.00
16 7N 15W	7	27	Harvest, Mechanical, Regeneration, Machine, Loblolly	138	\$4,830.00	\$175,080.60
16 7N 16W	8	19	Regeneration, Artificial, Plant, Hand, Loblolly	125	\$13,750.00	\$0.00
16 8N 16W	6	38	Harvest, Mechanical, 1st Thin, Machine, Loblolly	12	\$410.20	\$6,424.90
16 8N 16W	6	43	Harvest, Mechanical, 1st Thin, Machine, Loblolly	40	\$1,404.55	\$21,999.27
16 8N 16W	6	47	Harvest, Mechanical, 1st Thin, Machine, Loblolly	11	\$389.55	\$6,101.47

STR	Strata	Stand	Activity	Acre	Est. Cost	Est. Revenue
16 8N 16W	6	50	Harvest, Mechanical, 1st Thin, Machine, Loblolly	49	\$1,715.00	\$26,861.80
16 8N 17W	5	16	Harvest, Mechanical, 1st Thin, Machine, Loblolly	10	\$350.00	\$3,858.00
16 8N 17W	5	19	Harvest, Mechanical, 1st Thin, Machine, Loblolly	33	\$1,140.30	\$12,569.36
16 8N 17W	5	21	Harvest, Mechanical, 1st Thin, Machine, Loblolly	29	\$1,004.85	\$11,076.32
16 8N 17W	5	27	Harvest, Mechanical, 1st Thin, Machine, Loblolly	30	\$1,050.00	\$11,574.00
16 8N 17W	5	44	Harvest, Mechanical, 1st Thin, Machine, Loblolly	14	\$484.05	\$5,335.61
16 8N 17W	5	61	Harvest, Mechanical, 1st Thin, Machine, Loblolly	19	\$657.65	\$7,249.18
16 8N 17W	5	63	Harvest, Mechanical, 1st Thin, Machine, Loblolly	11	\$388.15	\$4,278.52
16 8N 17W	5	66	Harvest, Mechanical, 1st Thin, Machine, Loblolly	66	\$2,303.35	\$25,389.50
16 8N 17W	5	68	Harvest, Mechanical, 1st Thin, Machine, Loblolly	10	\$349.30	\$3,850.28
16 8N 17W	5	72	Harvest, Mechanical, 1st Thin, Machine, Loblolly	13	\$464.10	\$5,115.71
16 9N 14W	5	12	Harvest, Mechanical, 2nd Thin, Machine, Loblolly	4	\$157.15	\$2,461.42
16 9N 14W	5	48	Harvest, Mechanical, 2nd Thin, Machine, Loblolly	8	\$263.90	\$4,133.43
16 9N 14W	5	50	Harvest, Mechanical, 2nd Thin, Machine, Loblolly	17	\$595.00	\$9,319.40
16 9N 14W	5	59	Harvest, Mechanical, 2nd Thin, Machine, Loblolly	1	\$36.05	\$564.65
16 9N 15W	7	1	Site Preparation, Chemical, Broadcast, Aerial, Woody	194	\$16,478.10	\$0.00
16 9N 15W	7	1	Regeneration, Artificial, Plant, Hand, Loblolly	194	\$21,324.60	\$0.00
16 9N 15W	7	6	Regeneration, Artificial, Plant, Hand, Loblolly	6	\$708.40	\$0.00
16 9N 15W	7	6	Site Preparation, Chemical, Broadcast, Aerial, Woody	6	\$547.40	\$0.00
16 9N 15W	7	7	Site Preparation, Chemical, Broadcast, Aerial, Woody	3	\$232.90	\$0.00
16 9N 15W	7	7	Regeneration, Artificial, Plant, Hand, Loblolly	3	\$301.40	\$0.00
16 9N 15W	7	15	Regeneration, Artificial, Plant, Hand, Loblolly	14	\$1,584.00	\$0.00
16 9N 15W	7	15	Site Preparation, Chemical, Broadcast, Aerial, Woody	14	\$1,224.00	\$0.00

STR	Strata	Stand	Activity	Acre	Est. Cost	Est. Revenue
			Yearly Totals	1,343	\$91,109.50	\$399,665.36
2015						
16 7N 14W	6	35	Harvest, Mechanical, 2nd Thin, Machine, Loblolly	10	\$366.80	\$5,745.14
16 7N 14W	6	53	Harvest, Mechanical, 2nd Thin, Machine, Loblolly	17	\$595.00	\$9,319.40
16 7N 14W	6	58	Harvest, Mechanical, 2nd Thin, Machine, Loblolly	33	\$1,170.75	\$18,337.29
16 7N 15W	4	10	Harvest, Mechanical, Thin, Machine, Loblolly	21	\$735.00	\$8,101.80
16 7N 15W	4	12	Harvest, Mechanical, Thin, Machine, Loblolly	0	\$13.65	\$150.46
16 7N 15W	4	13	Harvest, Mechanical, Thin, Machine, Loblolly	5	\$177.45	\$1,956.01
16 7N 15W	4	14	Harvest, Mechanical, Thin, Machine, Loblolly	16	\$547.75	\$6,037.77
16 7N 15W	4	15	Harvest, Mechanical, Thin, Machine, Loblolly	16	\$573.65	\$6,323.26
16 7N 15W	7	1	Regeneration, Artificial, Plant, Hand, Loblolly	54	\$5,361.00	\$0.00
16 7N 15W	7	5	Regeneration, Artificial, Plant, Hand, Loblolly	20	\$2,046.00	\$0.00
16 7N 15W	7	6	Regeneration, Artificial, Plant, Hand, Loblolly	15	\$1,501.00	\$0.00
16 7N 15W	7	7	Regeneration, Artificial, Plant, Hand, Loblolly	12	\$1,243.00	\$0.00
16 7N 15W	7	11	Regeneration, Artificial, Plant, Hand, Loblolly	6	\$582.00	\$0.00
16 7N 15W	7	17	Regeneration, Artificial, Plant, Hand, Loblolly	10	\$1,014.00	\$0.00
16 7N 15W	7	25	Regeneration, Artificial, Plant, Hand, Loblolly	8	\$832.00	\$0.00
16 7N 15W	7	27	Site Preparation, Chemical, Broadcast, Aerial, Woody	138	\$13,110.00	\$0.00
16 7N 16W	7	1	Harvest, Mechanical, Regeneration, Machine, Loblolly	81	\$2,835.00	\$102,764.70
16 7N 16W	7	9	Site Preparation, Chemical, Broadcast, Aerial, Woody	111	\$10,545.00	\$0.00
16 8N 15W	6	35	Harvest, Mechanical, 2nd Thin, Machine, Loblolly	45	\$1,575.00	\$24,669.00
16 8N 16W	5	20	Harvest, Mechanical, 1st Thin, Machine, Loblolly	6	\$210.00	\$2,517.60
16 8N 16W	5	28	Harvest, Mechanical, 1st Thin, Machine, Loblolly	11	\$378.35	\$4,170.50

STR	Strata	Stand	Activity	Acre	Est. Cost	Est. Revenue
16 8N 16W	5	30	Harvest, Mechanical, 1st Thin, Machine, Loblolly	6	\$210.70	\$2,322.52
16 8N 16W	5	32	Harvest, Mechanical, 1st Thin, Machine, Loblolly	11	\$395.85	\$4,363.40
16 8N 16W	5	40	Harvest, Mechanical, 1st Thin, Machine, Loblolly	3	\$112.35	\$1,238.42
16 8N 16W	5	41	Harvest, Mechanical, 1st Thin, Machine, Loblolly	26	\$910.00	\$10,030.80
16 8N 16W	5	53	Harvest, Mechanical, 1st Thin, Machine, Loblolly	4	\$140.00	\$1,543.20
16 8N 16W	5	55	Harvest, Mechanical, 1st Thin, Machine, Loblolly	60	\$2,086.70	\$23,001.40
16 8N 16W	5	57	Harvest, Mechanical, 1st Thin, Machine, Loblolly	10	\$350.00	\$3,858.00
16 8N 16W	6	52	Harvest, Mechanical, Final, Machine, Loblolly	25	\$875.00	\$9,645.00
16 8N 16W	6	63	Harvest, Mechanical, Final, Machine, Loblolly	1	\$33.25	\$366.51
16 8N 17W	7	64	Harvest, Mechanical, Regeneration, Machine, Loblolly	68	\$2,380.00	\$112,308.80
16 9N 15W	7	1	Regeneration, Artificial, Plant, Hand, Loblolly	194	\$21,324.60	\$0.00
16 9N 15W	7	6	Regeneration, Artificial, Plant, Hand, Loblolly	6	\$708.40	\$0.00
16 9N 15W	7	7	Regeneration, Artificial, Plant, Hand, Loblolly	3	\$301.40	\$0.00
16 9N 15W	7	15	Regeneration, Artificial, Plant, Hand, Loblolly	14	\$1,584.00	\$0.00
16 9N 16W	4	14	Harvest, Mechanical, 1st Thin, Machine, Loblolly	4	\$141.40	\$1,558.63
16 9N 16W	4	31	Harvest, Mechanical, 1st Thin, Machine, Loblolly	7	\$260.05	\$2,866.49
16 9N 16W	4	33	Harvest, Mechanical, 1st Thin, Machine, Loblolly	12	\$427.00	\$4,706.76
16 9N 16W	4	45	Harvest, Mechanical, 1st Thin, Machine, Loblolly	9	\$304.15	\$3,352.60
16 9N 16W	4	48	Harvest, Mechanical, 1st Thin, Machine, Loblolly	62	\$2,156.70	\$23,773.00
16 9N 16W	4	75	Harvest, Mechanical, 1st Thin, Machine, Loblolly	107	\$3,745.00	\$41,280.60
16 9N 16W	4	77	Harvest, Mechanical, 1st Thin, Machine, Loblolly	41	\$1,439.55	\$15,867.95
Yearly Totals				1.311	\$85,298.50	\$452,177.00

2016

STR	Strata	Stand	Activity	Acre	Est. Cost	Est. Revenue
16 6N 14W	6	44	Harvest, Mechanical, 2nd Thin, Machine, Loblolly	10	\$350.00	\$5,482.00
16 6N 14W	6	45	Harvest, Mechanical, 2nd Thin, Machine, Loblolly	3	\$113.40	\$1,776.17
16 6N 14W	6	60	Harvest, Mechanical, 2nd Thin, Machine, Loblolly	126	\$4,392.50	\$68,799.10
16 7N 14W	5	24	Harvest, Mechanical, 2nd Thin, Machine, Loblolly	34	\$1,192.45	\$18,677.17
16 7N 14W	5	26	Harvest, Mechanical, 2nd Thin, Machine, Loblolly	3	\$109.55	\$1,715.87
16 7N 14W	5	47	Harvest, Mechanical, 2nd Thin, Machine, Loblolly	23	\$813.05	\$12,734.69
16 7N 14W	5	48	Harvest, Mechanical, 2nd Thin, Machine, Loblolly	90	\$3,137.75	\$49,146.13
16 7N 14W	5	51	Harvest, Mechanical, 2nd Thin, Machine, Loblolly	2	\$57.05	\$893.57
16 7N 14W	5	52	Harvest, Mechanical, 2nd Thin, Machine, Loblolly	4	\$125.65	\$1,968.04
16 7N 14W	5	55	Harvest, Mechanical, 2nd Thin, Machine, Loblolly	3	\$89.95	\$1,408.87
16 7N 14W	5	57	Harvest, Mechanical, 2nd Thin, Machine, Loblolly	4	\$127.75	\$2,000.93
16 7N 14W	5	62	Harvest, Mechanical, 2nd Thin, Machine, Loblolly	142	\$4,970.00	\$77,844.40
16 7N 15W	7	27	Regeneration, Artificial, Plant, Hand, Loblolly	138	\$13,800.00	\$0.00
16 7N 16W	5	7	Harvest, Mechanical, 2nd Thin, Machine, Loblolly	41	\$1,433.95	\$22,459.75
16 7N 16W	5	8	Harvest, Mechanical, 2nd Thin, Machine, Loblolly	10	\$350.00	\$5,482.00
16 7N 16W	5	11	Harvest, Mechanical, 2nd Thin, Machine, Loblolly	59	\$2,058.70	\$32,245.12
16 7N 16W	7	1	Site Preparation, Chemical, Broadcast, Aerial, Woody	81	\$7,695.00	\$0.00
16 7N 16W	7	9	Regeneration, Artificial, Plant, Hand, Loblolly	111	\$12,210.00	\$0.00
16 8N 17W	7	64	Site Preparation, Chemical, Broadcast, Aerial, Woody	68	\$6,442.90	\$0.00
16 9N 15W	5	8	Harvest, Mechanical, 2nd Thin, Machine, Loblolly	16	\$559.65	\$7,737.56
16 9N 15W	5	9	Harvest, Mechanical, 2nd Thin, Machine, Loblolly	36	\$1,256.85	\$17,376.85
16 9N 15W	5	10	Harvest, Mechanical, 2nd Thin, Machine, Loblolly	15	\$521.15	\$7,205.27
16 9N 15W	5	11	Harvest, Mechanical, 2nd Thin, Machine, Loblolly	4	\$136.15	\$1,882.37

STR	Strata	Stand	Activity	Acre	Est. Cost	Est. Revenue
16 9N 15W	5	14	Harvest, Mechanical, 2nd Thin, Machine, Loblolly	54	\$1,893.50	\$26,178.99
16 9N 15W	5	16	Harvest, Mechanical, 2nd Thin, Machine, Loblolly	7	\$252.70	\$3,493.76
16 9N 15W	5	17	Harvest, Mechanical, 2nd Thin, Machine, Loblolly	16	\$560.00	\$7,742.40
Yearly Totals				1.098	\$64,649.65	\$374,251.01

2017

16 6N 14W	4	11	Harvest, Mechanical, 1st Thin, Machine, Loblolly	22	\$775.25	\$8,545.47
16 6N 14W	4	33	Harvest, Mechanical, 1st Thin, Machine, Loblolly	20	\$700.00	\$7,716.00
16 6N 14W	4	37	Harvest, Mechanical, 1st Thin, Machine, Loblolly	90	\$3,143.70	\$34,652.56
16 6N 14W	4	39	Harvest, Mechanical, 1st Thin, Machine, Loblolly	17	\$595.35	\$6,562.46
16 6N 14W	4	52	Harvest, Mechanical, 1st Thin, Machine, Loblolly	11	\$379.05	\$4,178.21
16 6N 14W	4	64	Harvest, Mechanical, 1st Thin, Machine, Loblolly	75	\$2,611.70	\$28,788.40
16 6N 14W	4	66	Harvest, Mechanical, 1st Thin, Machine, Loblolly	32	\$1,131.55	\$12,472.91
16 6N 14W	4	77	Harvest, Mechanical, 1st Thin, Machine, Loblolly	29	\$1,000.30	\$11,026.16
16 7N 16W	7	1	Regeneration, Artificial, Plant, Hand, Loblolly	81	\$8,910.00	\$0.00
16 8N 14W	5	8	Harvest, Mechanical, 2nd Thin, Machine, Loblolly	6	\$203.00	\$3,179.56
16 8N 14W	5	12	Harvest, Mechanical, 2nd Thin, Machine, Loblolly	2	\$68.60	\$1,074.47
16 8N 14W	5	14	Harvest, Mechanical, 2nd Thin, Machine, Loblolly	4	\$125.65	\$1,968.04
16 8N 14W	5	16	Harvest, Mechanical, 2nd Thin, Machine, Loblolly	2	\$52.85	\$827.78
16 8N 14W	5	17	Harvest, Mechanical, 2nd Thin, Machine, Loblolly	6	\$195.30	\$3,058.96
16 8N 14W	5	29	Harvest, Mechanical, 2nd Thin, Machine, Loblolly	3	\$101.85	\$1,595.26
16 8N 14W	5	35	Harvest, Mechanical, 2nd Thin, Machine, Loblolly	4	\$143.85	\$2,253.10
16 8N 14W	5	37	Harvest, Mechanical, 2nd Thin, Machine, Loblolly	12	\$407.40	\$6,381.05
16 8N 14W	5	38	Harvest, Mechanical, 2nd Thin, Machine, Loblolly	14	\$473.90	\$7,422.63

STR	Strata	Stand	Activity	Acre	Est. Cost	Est. Revenue
16 8N 14W	5	40	Harvest, Mechanical, 2nd Thin, Machine, Loblolly	3	\$99.40	\$1,556.89
16 8N 14W	5	45	Harvest, Mechanical, 2nd Thin, Machine, Loblolly	24	\$850.15	\$13,315.78
16 8N 14W	5	46	Harvest, Mechanical, 2nd Thin, Machine, Loblolly	2	\$60.20	\$942.90
16 8N 14W	5	48	Harvest, Mechanical, 2nd Thin, Machine, Loblolly	4	\$140.00	\$2,192.80
16 8N 14W	5	52	Harvest, Mechanical, 2nd Thin, Machine, Loblolly	2	\$57.05	\$893.57
16 8N 14W	5	57	Harvest, Mechanical, 2nd Thin, Machine, Loblolly	34	\$1,186.15	\$18,578.50
16 8N 16W	6	63	Regeneration, Artificial, Plant, Hand, Loblolly	1	\$115.00	\$0.00
16 8N 16W	6	63	Site Preparation, Other, Burn, Hand, Cut-Over	1	\$35.00	\$0.00
16 8N 16W	6	63	Site Preparation, Chemical, Broadcast, Aerial, Combination	1	\$85.00	\$0.00
16 8N 17W	7	64	Regeneration, Artificial, Plant, Hand, Loblolly	68	\$7,460.20	\$0.00
16 9N 15W	4	2	Harvest, Mechanical, 2nd Thin, Machine, Loblolly	10	\$355.25	\$5,564.23
16 9N 15W	4	3	Harvest, Mechanical, 2nd Thin, Machine, Loblolly	13	\$437.85	\$6,857.98
16 9N 15W	4	12	Harvest, Mechanical, 2nd Thin, Machine, Loblolly	76	\$2,660.00	\$41,663.20
16 9N 15W	4	18	Harvest, Mechanical, 2nd Thin, Machine, Loblolly	9	\$319.20	\$4,999.58
16 9N 15W	4	21	Harvest, Mechanical, 2nd Thin, Machine, Loblolly	58	\$2,034.90	\$31,872.35
16 9N 15W	4	23	Harvest, Mechanical, 2nd Thin, Machine, Loblolly	79	\$2,754.15	\$43,137.86
16 9N 16W	5	15	Harvest, Mechanical, Thin, Machine, Loblolly	11	\$372.40	\$4,104.91
16 9N 16W	5	17	Harvest, Mechanical, Thin, Machine, Loblolly	17	\$599.90	\$6,612.61
16 9N 16W	5	38	Harvest, Mechanical, Thin, Machine, Loblolly	90	\$3,150.00	\$34,722.00
16 9N 16W	5	39	Harvest, Mechanical, Thin, Machine, Loblolly	11	\$396.20	\$4,367.26
16 9N 16W	5	62	Harvest, Mechanical, Thin, Machine, Loblolly	2	\$64.75	\$713.73
16 9N 16W	5	63	Harvest, Mechanical, Thin, Machine, Loblolly	2	\$67.90	\$748.45
16 9N 16W	5	65	Harvest, Mechanical, Thin, Machine, Loblolly	9	\$330.75	\$3,645.81

STR	Strata	Stand	Activity	Acre	Est. Cost	Est. Revenue
16 9N 16W	5	72	Harvest, Mechanical, Thin, Machine, Loblolly	21	\$720.65	\$7,943.62
16 9N 16W	5	76	Harvest, Mechanical, Thin, Machine, Loblolly	2	\$78.40	\$864.19
16 9N 17W	5	27	Harvest, Mechanical, Thin, Machine, Loblolly	118	\$4,130.00	\$45,524.40
16 9N 17W	5	42	Harvest, Mechanical, Thin, Machine, Loblolly	4	\$138.95	\$1,531.63
16 9N 17W	5	46	Harvest, Mechanical, Thin, Machine, Loblolly	62	\$2,168.95	\$23,908.03

Yearly Totals				1.160	\$51,887.65	\$447,965.29
----------------------	--	--	--	--------------	--------------------	---------------------

2018

16 8N 15W	5	60	Harvest, Mechanical, 2nd Thin, Machine, Loblolly	109	\$3,815.00	\$59,753.80
16 8N 16W	5	64	Harvest, Mechanical, 2nd Thin, Machine, Loblolly	29	\$1,015.00	\$20,076.70
16 9N 14W	4	30	Harvest, Mechanical, 1st Thin, Machine, Loblolly	31	\$1,092.70	\$12,044.68
16 9N 14W	4	36	Harvest, Mechanical, 1st Thin, Machine, Loblolly	2	\$75.25	\$829.47
16 9N 14W	4	40	Harvest, Mechanical, 1st Thin, Machine, Loblolly	7	\$245.00	\$2,700.60
16 9N 14W	4	42	Harvest, Mechanical, 1st Thin, Machine, Loblolly	4	\$130.90	\$1,442.89
16 9N 14W	4	54	Harvest, Mechanical, 1st Thin, Machine, Loblolly	35	\$1,218.70	\$13,433.56

Yearly Totals				217	\$7,592.55	\$110,281.69
----------------------	--	--	--	------------	-------------------	---------------------

2019

16 7N 14W	4	15	Harvest, Mechanical, 1st Thin, Machine, Loblolly	2	\$58.45	\$644.29
16 7N 14W	4	30	Harvest, Mechanical, 1st Thin, Machine, Loblolly	2	\$66.50	\$733.02
16 7N 14W	4	36	Harvest, Mechanical, 1st Thin, Machine, Loblolly	30	\$1,036.70	\$11,427.40
16 7N 14W	4	37	Harvest, Mechanical, 1st Thin, Machine, Loblolly	10	\$354.20	\$3,904.30
16 7N 14W	4	54	Harvest, Mechanical, 1st Thin, Machine, Loblolly	38	\$1,337.35	\$14,741.42
16 7N 14W	4	59	Harvest, Mechanical, 1st Thin, Machine, Loblolly	20	\$700.00	\$7,716.00
16 7N 14W	4	61	Harvest, Mechanical, 1st Thin, Machine, Loblolly	5	\$159.25	\$1,755.39

STR	Strata	Stand	Activity	Acre	Est. Cost	Est. Revenue
16 7N 16W	4	2	Harvest, Mechanical, 1st Thin, Machine, Loblolly	20	\$700.00	\$7,716.00
16 8N 16W	6	49	Harvest, Mechanical, 2nd Thin, Machine, Loblolly	10	\$350.00	\$3,858.00
16 8N 17W	5	16	Harvest, Mechanical, 2nd Thin, Machine, Loblolly	10	\$350.00	\$7,092.00
16 8N 17W	5	19	Harvest, Mechanical, 2nd Thin, Machine, Loblolly	33	\$1,140.30	\$23,105.74
16 8N 17W	5	21	Harvest, Mechanical, 2nd Thin, Machine, Loblolly	29	\$1,004.85	\$20,361.13
16 8N 17W	5	27	Harvest, Mechanical, 2nd Thin, Machine, Loblolly	30	\$1,050.00	\$21,276.00
16 8N 17W	5	44	Harvest, Mechanical, 2nd Thin, Machine, Loblolly	14	\$484.05	\$9,808.24
16 8N 17W	5	61	Harvest, Mechanical, 2nd Thin, Machine, Loblolly	19	\$657.65	\$13,325.87
16 8N 17W	5	63	Harvest, Mechanical, 2nd Thin, Machine, Loblolly	11	\$388.15	\$7,865.03
16 8N 17W	5	66	Harvest, Mechanical, 2nd Thin, Machine, Loblolly	66	\$2,303.35	\$46,672.45
16 8N 17W	5	68	Harvest, Mechanical, 2nd Thin, Machine, Loblolly	10	\$349.30	\$7,077.82
16 8N 17W	5	72	Harvest, Mechanical, 2nd Thin, Machine, Loblolly	13	\$464.10	\$9,403.99

Yearly Totals	370	\$12,954.20	\$218,484.07
----------------------	------------	--------------------	---------------------

2020

16 7N 15W	4	10	Harvest, Mechanical, Thin, Machine, Loblolly	21	\$749.70	\$8,263.84
16 7N 15W	4	12	Harvest, Mechanical, Thin, Machine, Loblolly	0	\$13.65	\$150.46
16 7N 15W	4	13	Harvest, Mechanical, Thin, Machine, Loblolly	5	\$177.45	\$1,956.01
16 7N 15W	4	14	Harvest, Mechanical, Thin, Machine, Loblolly	16	\$547.75	\$6,037.77
16 7N 15W	4	15	Harvest, Mechanical, Thin, Machine, Loblolly	16	\$560.00	\$6,172.80
16 7N 15W	6	3	Harvest, Mechanical, 2nd Thin, Machine, Loblolly	28	\$985.25	\$15,431.83
16 7N 15W	6	8	Harvest, Mechanical, 2nd Thin, Machine, Loblolly	21	\$735.00	\$11,512.20
16 8N 16W	6	33	Harvest, Mechanical, 2nd Thin, Machine, Loblolly	25	\$870.80	\$13,639.22
16 8N 16W	6	79	Harvest, Mechanical, 2nd Thin, Machine, Loblolly	8	\$280.00	\$4,385.60

STR	Strata	Stand	Activity	Acre	Est. Cost	Est. Revenue	
16 8N 16W	6	82	Harvest, Mechanical, 2nd Thin, Machine, Loblolly	11	\$387.45	\$6,068.57	
				Yearly Totals	152	\$5,307.05	\$73,618.29
2021							
16 6N 15W	4	16	Harvest, Mechanical, 1st Thin, Machine, Loblolly	55	\$1,922.20	\$21,188.14	
16 6N 15W	4	18	Harvest, Mechanical, 1st Thin, Machine, Loblolly	36	\$1,260.00	\$13,888.80	
16 6N 15W	4	27	Harvest, Mechanical, 1st Thin, Machine, Loblolly	5	\$175.00	\$1,929.00	
16 6N 15W	4	28	Harvest, Mechanical, 1st Thin, Machine, Loblolly	52	\$1,824.55	\$20,111.75	
16 6N 15W	4	33	Harvest, Mechanical, 1st Thin, Machine, Loblolly	16	\$560.00	\$6,172.80	
16 6N 15W	4	34	Harvest, Mechanical, 1st Thin, Machine, Loblolly	112	\$3,913.35	\$43,136.30	
16 7N 16W	4	10	Harvest, Mechanical, 1st Thin, Machine, Loblolly	112	\$3,920.00	\$43,209.60	
16 7N 16W	4	14	Harvest, Mechanical, 1st Thin, Machine, Loblolly	5	\$175.00	\$1,929.00	
16 8N 15W	4	40	Harvest, Mechanical, 1st Thin, Machine, Loblolly	65	\$2,275.00	\$25,077.00	
16 9N 17W	4	12	Harvest, Mechanical, 1st Thin, Machine, Loblolly	3	\$105.00	\$1,157.40	
16 9N 17W	4	40	Harvest, Mechanical, 1st Thin, Machine, Loblolly	2	\$70.00	\$771.60	
16 9N 17W	4	45	Harvest, Mechanical, 1st Thin, Machine, Loblolly	18	\$630.00	\$6,944.40	
				Yearly Totals	481	\$16,830.10	\$185,515.79
				Grand Totals	8.410	\$455,626.15	\$3,533,298.59

Stand Activity Summary for
COVINGTON COUNTY BOARD OF EDUCATION

Filters Applied: County: Covington
 Client Class: School Trust Land
 District: South Central District
 Client: COVINGTON COUNTY B
 STR:
 Activity: Harvest
 Year: 2012 Through 2021

STR	Strata	Stand	Activity	Acre	Est. Cost	Est. Revenue
2012						
16 8N 14W	5	8	Harvest, Mechanical, 1st Thin, Machine, Loblolly	6	\$203.00	\$2,237.64
16 8N 14W	5	12	Harvest, Mechanical, 1st Thin, Machine, Loblolly	2	\$68.60	\$756.17
16 8N 14W	5	14	Harvest, Mechanical, 1st Thin, Machine, Loblolly	4	\$125.65	\$1,385.02
16 8N 14W	5	16	Harvest, Mechanical, 1st Thin, Machine, Loblolly	2	\$52.85	\$582.56
16 8N 14W	5	17	Harvest, Mechanical, 1st Thin, Machine, Loblolly	6	\$195.30	\$2,152.76
16 8N 14W	5	29	Harvest, Mechanical, 1st Thin, Machine, Loblolly	3	\$101.85	\$1,122.68
16 8N 14W	5	35	Harvest, Mechanical, 1st Thin, Machine, Loblolly	4	\$143.85	\$1,585.64
16 8N 14W	5	37	Harvest, Mechanical, 1st Thin, Machine, Loblolly	12	\$407.40	\$4,490.71
16 8N 14W	5	38	Harvest, Mechanical, 1st Thin, Machine, Loblolly	14	\$473.90	\$5,223.73
16 8N 14W	5	40	Harvest, Mechanical, 1st Thin, Machine, Loblolly	3	\$99.40	\$1,095.67
16 8N 14W	5	45	Harvest, Mechanical, 1st Thin, Machine, Loblolly	24	\$850.15	\$9,371.08
16 8N 14W	5	46	Harvest, Mechanical, 1st Thin, Machine, Loblolly	2	\$60.20	\$663.58
16 8N 14W	5	48	Harvest, Mechanical, 1st Thin, Machine, Loblolly	4	\$140.00	\$1,543.20
16 8N 14W	5	52	Harvest, Mechanical, 1st Thin, Machine, Loblolly	2	\$57.05	\$628.85
16 8N 14W	5	57	Harvest, Mechanical, 1st Thin, Machine, Loblolly	34	\$1,190.00	\$13,117.20
16 8N 14W	7	31	Harvest, Mechanical, 2nd Thin, Machine, Loblolly	12	\$420.00	\$5,604.00
16 9N 14W	4	30	Harvest, Mechanical, 1st Thin, Machine, Loblolly	31	\$1,092.70	\$12,044.68
16 9N 14W	4	36	Harvest, Mechanical, 1st Thin, Machine, Loblolly	2	\$75.25	\$829.47

STR	Strata	Stand	Activity	Acre	Est. Cost	Est. Revenue
16 9N 14W	4	40	Harvest, Mechanical, 1st Thin, Machine, Loblolly	7	\$245.00	\$2,700.60
16 9N 14W	4	42	Harvest, Mechanical, 1st Thin, Machine, Loblolly	4	\$130.90	\$1,442.89
16 9N 14W	4	54	Harvest, Mechanical, 1st Thin, Machine, Loblolly	35	\$1,218.70	\$13,433.56
16 9N 14W	6	31	Harvest, Mechanical, 2nd Thin, Machine, Loblolly	41	\$1,435.00	\$22,476.20
16 9N 14W	6	57	Harvest, Mechanical, 2nd Thin, Machine, Loblolly	69	\$2,408.00	\$37,716.16
16 9N 15W	4	2	Harvest, Mechanical, 1st Thin, Machine, Loblolly	10	\$355.25	\$3,915.87
16 9N 15W	4	3	Harvest, Mechanical, 1st Thin, Machine, Loblolly	13	\$437.85	\$4,826.36
16 9N 15W	4	12	Harvest, Mechanical, 1st Thin, Machine, Loblolly	76	\$2,660.00	\$29,320.80
16 9N 15W	4	18	Harvest, Mechanical, 1st Thin, Machine, Loblolly	9	\$319.20	\$3,518.50
16 9N 15W	4	21	Harvest, Mechanical, 1st Thin, Machine, Loblolly	58	\$2,034.90	\$22,430.41
16 9N 15W	4	23	Harvest, Mechanical, 1st Thin, Machine, Loblolly	79	\$2,754.15	\$30,358.60
16 9N 15W	7	6	Harvest, Mechanical, Final, Machine, Loblolly	6	\$210.00	\$13,774.20
16 9N 15W	7	7	Harvest, Mechanical, Final, Machine, Loblolly	3	\$105.00	\$6,647.70
16 9N 15W	7	15	Harvest, Mechanical, Final, Machine, Loblolly	14	\$490.00	\$26,048.40
16 9N 16W	5	15	Harvest, Mechanical, Thin, Machine, Loblolly	11	\$372.40	\$4,104.91
16 9N 16W	5	17	Harvest, Mechanical, Thin, Machine, Loblolly	17	\$599.90	\$6,612.61
16 9N 16W	5	38	Harvest, Mechanical, Thin, Machine, Loblolly	90	\$3,150.00	\$34,722.00
16 9N 16W	5	39	Harvest, Mechanical, Thin, Machine, Loblolly	11	\$396.20	\$4,367.26
16 9N 16W	5	62	Harvest, Mechanical, Thin, Machine, Loblolly	2	\$64.75	\$713.73
16 9N 16W	5	63	Harvest, Mechanical, Thin, Machine, Loblolly	2	\$67.90	\$748.45
16 9N 16W	5	65	Harvest, Mechanical, Thin, Machine, Loblolly	9	\$330.75	\$3,645.81
16 9N 16W	5	72	Harvest, Mechanical, Thin, Machine, Loblolly	21	\$720.65	\$7,943.62
16 9N 16W	5	76	Harvest, Mechanical, Thin, Machine, Loblolly	2	\$78.40	\$864.19

STR	Strata	Stand	Activity	Acre	Est. Cost	Est. Revenue	
16 9N 17W	5	27	Harvest, Mechanical, Thin, Machine, Loblolly	118	\$4,147.15	\$45,713.44	
16 9N 17W	5	42	Harvest, Mechanical, Thin, Machine, Loblolly	4	\$138.95	\$1,531.63	
16 9N 17W	5	46	Harvest, Mechanical, Thin, Machine, Loblolly	62	\$2,168.95	\$23,908.03	
				Yearly Totals	937	\$32,797.10	\$417,920.57

2013

16 7N 15W	7	1	Harvest, Mechanical, Regeneration, Machine, Loblolly	54	\$1,890.00	\$68,509.80	
16 7N 15W	7	5	Harvest, Mechanical, Regeneration, Machine, Loblolly	20	\$700.00	\$25,374.00	
16 7N 15W	7	6	Harvest, Mechanical, Regeneration, Machine, Loblolly	15	\$525.00	\$19,030.50	
16 7N 15W	7	7	Harvest, Mechanical, Regeneration, Machine, Loblolly	12	\$420.00	\$15,224.40	
16 7N 15W	7	11	Harvest, Mechanical, Regeneration, Machine, Loblolly	6	\$210.00	\$7,612.20	
16 7N 15W	7	17	Harvest, Mechanical, Regeneration, Machine, Loblolly	10	\$350.00	\$12,687.00	
16 7N 16W	7	9	Harvest, Mechanical, Regeneration, Machine, Loblolly	111	\$3,885.00	\$140,825.70	
16 8N 16W	5	64	Harvest, Mechanical, 1st Thin, Machine, Loblolly	29	\$1,015.00	\$15,897.80	
16 8N 16W	5	69	Harvest, Mechanical, 1st Thin, Machine, Loblolly	43	\$1,505.00	\$16,589.40	
16 8N 16W	6	51	Harvest, Mechanical, 1st Thin, Machine, Loblolly	22	\$770.00	\$15,230.60	
16 9N 15W	7	1	Harvest, Mechanical, Final, Machine, Loblolly	194	\$6,790.00	\$452,893.00	
16 9N 17W	6	37	Harvest, Mechanical, Thin, Machine, Loblolly	21	\$735.00	\$8,101.80	
16 9N 17W	6	47	Harvest, Mechanical, Thin, Machine, Loblolly	144	\$5,029.85	\$55,443.32	
				Yearly Totals	681	\$23,824.85	\$853,419.52

2014

16 6N 14W	5	73	Harvest, Mechanical, Thin, Machine, Loblolly	8	\$280.00	\$3,086.40
16 6N 14W	5	74	Harvest, Mechanical, Thin, Machine, Loblolly	7	\$255.50	\$2,816.34
16 6N 15W	5	8	Harvest, Mechanical, 2nd Thin, Machine, Loblolly	121	\$4,235.00	\$46,681.80

STR	Strata	Stand	Activity	Acre	Est. Cost	Est. Revenue
16 6N 15W	6	22	Harvest, Mechanical, 2nd Thin, Machine, Loblolly	7	\$245.00	\$3,837.40
16 7N 15W	7	27	Harvest, Mechanical, Regeneration, Machine, Loblolly	138	\$4,830.00	\$175,080.60
16 8N 16W	6	38	Harvest, Mechanical, 1st Thin, Machine, Loblolly	12	\$410.20	\$6,424.90
16 8N 16W	6	43	Harvest, Mechanical, 1st Thin, Machine, Loblolly	40	\$1,404.55	\$21,999.27
16 8N 16W	6	47	Harvest, Mechanical, 1st Thin, Machine, Loblolly	11	\$389.55	\$6,101.47
16 8N 16W	6	50	Harvest, Mechanical, 1st Thin, Machine, Loblolly	49	\$1,715.00	\$26,861.80
16 8N 17W	5	16	Harvest, Mechanical, 1st Thin, Machine, Loblolly	10	\$350.00	\$3,858.00
16 8N 17W	5	19	Harvest, Mechanical, 1st Thin, Machine, Loblolly	33	\$1,140.30	\$12,569.36
16 8N 17W	5	21	Harvest, Mechanical, 1st Thin, Machine, Loblolly	29	\$1,004.85	\$11,076.32
16 8N 17W	5	27	Harvest, Mechanical, 1st Thin, Machine, Loblolly	30	\$1,050.00	\$11,574.00
16 8N 17W	5	44	Harvest, Mechanical, 1st Thin, Machine, Loblolly	14	\$484.05	\$5,335.61
16 8N 17W	5	61	Harvest, Mechanical, 1st Thin, Machine, Loblolly	19	\$657.65	\$7,249.18
16 8N 17W	5	63	Harvest, Mechanical, 1st Thin, Machine, Loblolly	11	\$388.15	\$4,278.52
16 8N 17W	5	66	Harvest, Mechanical, 1st Thin, Machine, Loblolly	66	\$2,303.35	\$25,389.50
16 8N 17W	5	68	Harvest, Mechanical, 1st Thin, Machine, Loblolly	10	\$349.30	\$3,850.28
16 8N 17W	5	72	Harvest, Mechanical, 1st Thin, Machine, Loblolly	13	\$464.10	\$5,115.71
16 9N 14W	5	12	Harvest, Mechanical, 2nd Thin, Machine, Loblolly	4	\$157.15	\$2,461.42
16 9N 14W	5	48	Harvest, Mechanical, 2nd Thin, Machine, Loblolly	8	\$263.90	\$4,133.43
16 9N 14W	5	50	Harvest, Mechanical, 2nd Thin, Machine, Loblolly	17	\$595.00	\$9,319.40
16 9N 14W	5	59	Harvest, Mechanical, 2nd Thin, Machine, Loblolly	1	\$36.05	\$564.65
Yearly Totals				657	\$23,008.65	\$399,665.36
2015						
16 7N 14W	6	35	Harvest, Mechanical, 2nd Thin, Machine, Loblolly	10	\$366.80	\$5,745.14

STR	Strata	Stand	Activity	Acre	Est. Cost	Est. Revenue
16 7N 14W	6	53	Harvest, Mechanical, 2nd Thin, Machine, Loblolly	17	\$595.00	\$9,319.40
16 7N 14W	6	58	Harvest, Mechanical, 2nd Thin, Machine, Loblolly	33	\$1,170.75	\$18,337.29
16 7N 15W	4	10	Harvest, Mechanical, Thin, Machine, Loblolly	21	\$735.00	\$8,101.80
16 7N 15W	4	12	Harvest, Mechanical, Thin, Machine, Loblolly	0	\$13.65	\$150.46
16 7N 15W	4	13	Harvest, Mechanical, Thin, Machine, Loblolly	5	\$177.45	\$1,956.01
16 7N 15W	4	14	Harvest, Mechanical, Thin, Machine, Loblolly	16	\$547.75	\$6,037.77
16 7N 15W	4	15	Harvest, Mechanical, Thin, Machine, Loblolly	16	\$573.65	\$6,323.26
16 7N 16W	7	1	Harvest, Mechanical, Regeneration, Machine, Loblolly	81	\$2,835.00	\$102,764.70
16 8N 15W	6	35	Harvest, Mechanical, 2nd Thin, Machine, Loblolly	45	\$1,575.00	\$24,669.00
16 8N 16W	5	20	Harvest, Mechanical, 1st Thin, Machine, Loblolly	6	\$210.00	\$2,517.60
16 8N 16W	5	28	Harvest, Mechanical, 1st Thin, Machine, Loblolly	11	\$378.35	\$4,170.50
16 8N 16W	5	30	Harvest, Mechanical, 1st Thin, Machine, Loblolly	6	\$210.70	\$2,322.52
16 8N 16W	5	32	Harvest, Mechanical, 1st Thin, Machine, Loblolly	11	\$395.85	\$4,363.40
16 8N 16W	5	40	Harvest, Mechanical, 1st Thin, Machine, Loblolly	3	\$112.35	\$1,238.42
16 8N 16W	5	41	Harvest, Mechanical, 1st Thin, Machine, Loblolly	26	\$910.00	\$10,030.80
16 8N 16W	5	53	Harvest, Mechanical, 1st Thin, Machine, Loblolly	4	\$140.00	\$1,543.20
16 8N 16W	5	55	Harvest, Mechanical, 1st Thin, Machine, Loblolly	60	\$2,086.70	\$23,001.40
16 8N 16W	5	57	Harvest, Mechanical, 1st Thin, Machine, Loblolly	10	\$350.00	\$3,858.00
16 8N 16W	6	52	Harvest, Mechanical, Final, Machine, Loblolly	25	\$875.00	\$9,645.00
16 8N 16W	6	63	Harvest, Mechanical, Final, Machine, Loblolly	1	\$33.25	\$366.51
16 8N 17W	7	64	Harvest, Mechanical, Regeneration, Machine, Loblolly	68	\$2,380.00	\$112,308.80
16 9N 16W	4	14	Harvest, Mechanical, 1st Thin, Machine, Loblolly	4	\$141.40	\$1,558.63
16 9N 16W	4	31	Harvest, Mechanical, 1st Thin, Machine, Loblolly	7	\$260.05	\$2,866.49

STR	Strata	Stand	Activity	Acre	Est. Cost	Est. Revenue
16 9N 16W	4	33	Harvest, Mechanical, 1st Thin, Machine, Loblolly	12	\$427.00	\$4,706.76
16 9N 16W	4	45	Harvest, Mechanical, 1st Thin, Machine, Loblolly	9	\$304.15	\$3,352.60
16 9N 16W	4	48	Harvest, Mechanical, 1st Thin, Machine, Loblolly	62	\$2,156.70	\$23,773.00
16 9N 16W	4	75	Harvest, Mechanical, 1st Thin, Machine, Loblolly	107	\$3,745.00	\$41,280.60
16 9N 16W	4	77	Harvest, Mechanical, 1st Thin, Machine, Loblolly	41	\$1,439.55	\$15,867.95

			Yearly Totals	718	\$25,146.10	\$452,177.00
--	--	--	---------------	-----	-------------	--------------

2016

16 6N 14W	6	44	Harvest, Mechanical, 2nd Thin, Machine, Loblolly	10	\$350.00	\$5,482.00
16 6N 14W	6	45	Harvest, Mechanical, 2nd Thin, Machine, Loblolly	3	\$113.40	\$1,776.17
16 6N 14W	6	60	Harvest, Mechanical, 2nd Thin, Machine, Loblolly	126	\$4,392.50	\$68,799.10
16 7N 14W	5	24	Harvest, Mechanical, 2nd Thin, Machine, Loblolly	34	\$1,192.45	\$18,677.17
16 7N 14W	5	26	Harvest, Mechanical, 2nd Thin, Machine, Loblolly	3	\$109.55	\$1,715.87
16 7N 14W	5	47	Harvest, Mechanical, 2nd Thin, Machine, Loblolly	23	\$813.05	\$12,734.69
16 7N 14W	5	48	Harvest, Mechanical, 2nd Thin, Machine, Loblolly	90	\$3,137.75	\$49,146.13
16 7N 14W	5	51	Harvest, Mechanical, 2nd Thin, Machine, Loblolly	2	\$57.05	\$893.57
16 7N 14W	5	52	Harvest, Mechanical, 2nd Thin, Machine, Loblolly	4	\$125.65	\$1,968.04
16 7N 14W	5	55	Harvest, Mechanical, 2nd Thin, Machine, Loblolly	3	\$89.95	\$1,408.87
16 7N 14W	5	57	Harvest, Mechanical, 2nd Thin, Machine, Loblolly	4	\$127.75	\$2,000.93
16 7N 14W	5	62	Harvest, Mechanical, 2nd Thin, Machine, Loblolly	142	\$4,970.00	\$77,844.40
16 7N 16W	5	7	Harvest, Mechanical, 2nd Thin, Machine, Loblolly	41	\$1,433.95	\$22,459.75
16 7N 16W	5	8	Harvest, Mechanical, 2nd Thin, Machine, Loblolly	10	\$350.00	\$5,482.00
16 7N 16W	5	11	Harvest, Mechanical, 2nd Thin, Machine, Loblolly	59	\$2,058.70	\$32,245.12
16 9N 15W	5	8	Harvest, Mechanical, 2nd Thin, Machine, Loblolly	16	\$559.65	\$7,737.56

STR	Strata	Stand	Activity	Acre	Est. Cost	Est. Revenue
16 9N 15W	5	9	Harvest, Mechanical, 2nd Thin, Machine, Loblolly	36	\$1,256.85	\$17,376.85
16 9N 15W	5	10	Harvest, Mechanical, 2nd Thin, Machine, Loblolly	15	\$521.15	\$7,205.27
16 9N 15W	5	11	Harvest, Mechanical, 2nd Thin, Machine, Loblolly	4	\$136.15	\$1,882.37
16 9N 15W	5	14	Harvest, Mechanical, 2nd Thin, Machine, Loblolly	54	\$1,893.50	\$26,178.99
16 9N 15W	5	16	Harvest, Mechanical, 2nd Thin, Machine, Loblolly	7	\$252.70	\$3,493.76
16 9N 15W	5	17	Harvest, Mechanical, 2nd Thin, Machine, Loblolly	16	\$560.00	\$7,742.40
Yearly Totals				700	\$24,501.75	\$374,251.01

2017

16 6N 14W	4	11	Harvest, Mechanical, 1st Thin, Machine, Loblolly	22	\$775.25	\$8,545.47
16 6N 14W	4	33	Harvest, Mechanical, 1st Thin, Machine, Loblolly	20	\$700.00	\$7,716.00
16 6N 14W	4	37	Harvest, Mechanical, 1st Thin, Machine, Loblolly	90	\$3,143.70	\$34,652.56
16 6N 14W	4	39	Harvest, Mechanical, 1st Thin, Machine, Loblolly	17	\$595.35	\$6,562.46
16 6N 14W	4	52	Harvest, Mechanical, 1st Thin, Machine, Loblolly	11	\$379.05	\$4,178.21
16 6N 14W	4	64	Harvest, Mechanical, 1st Thin, Machine, Loblolly	75	\$2,611.70	\$28,788.40
16 6N 14W	4	66	Harvest, Mechanical, 1st Thin, Machine, Loblolly	32	\$1,131.55	\$12,472.91
16 6N 14W	4	77	Harvest, Mechanical, 1st Thin, Machine, Loblolly	29	\$1,000.30	\$11,026.16
16 8N 14W	5	8	Harvest, Mechanical, 2nd Thin, Machine, Loblolly	6	\$203.00	\$3,179.56
16 8N 14W	5	12	Harvest, Mechanical, 2nd Thin, Machine, Loblolly	2	\$68.60	\$1,074.47
16 8N 14W	5	14	Harvest, Mechanical, 2nd Thin, Machine, Loblolly	4	\$125.65	\$1,968.04
16 8N 14W	5	16	Harvest, Mechanical, 2nd Thin, Machine, Loblolly	2	\$52.85	\$827.78
16 8N 14W	5	17	Harvest, Mechanical, 2nd Thin, Machine, Loblolly	6	\$195.30	\$3,058.96
16 8N 14W	5	29	Harvest, Mechanical, 2nd Thin, Machine, Loblolly	3	\$101.85	\$1,595.26
16 8N 14W	5	35	Harvest, Mechanical, 2nd Thin, Machine, Loblolly	4	\$143.85	\$2,253.10

STR	Strata	Stand	Activity	Acre	Est. Cost	Est. Revenue
16 8N 14W	5	37	Harvest, Mechanical, 2nd Thin, Machine, Loblolly	12	\$407.40	\$6,381.05
16 8N 14W	5	38	Harvest, Mechanical, 2nd Thin, Machine, Loblolly	14	\$473.90	\$7,422.63
16 8N 14W	5	40	Harvest, Mechanical, 2nd Thin, Machine, Loblolly	3	\$99.40	\$1,556.89
16 8N 14W	5	45	Harvest, Mechanical, 2nd Thin, Machine, Loblolly	24	\$850.15	\$13,315.78
16 8N 14W	5	46	Harvest, Mechanical, 2nd Thin, Machine, Loblolly	2	\$60.20	\$942.90
16 8N 14W	5	48	Harvest, Mechanical, 2nd Thin, Machine, Loblolly	4	\$140.00	\$2,192.80
16 8N 14W	5	52	Harvest, Mechanical, 2nd Thin, Machine, Loblolly	2	\$57.05	\$893.57
16 8N 14W	5	57	Harvest, Mechanical, 2nd Thin, Machine, Loblolly	34	\$1,186.15	\$18,578.50
16 9N 15W	4	2	Harvest, Mechanical, 2nd Thin, Machine, Loblolly	10	\$355.25	\$5,564.23
16 9N 15W	4	3	Harvest, Mechanical, 2nd Thin, Machine, Loblolly	13	\$437.85	\$6,857.98
16 9N 15W	4	12	Harvest, Mechanical, 2nd Thin, Machine, Loblolly	76	\$2,660.00	\$41,663.20
16 9N 15W	4	18	Harvest, Mechanical, 2nd Thin, Machine, Loblolly	9	\$319.20	\$4,999.58
16 9N 15W	4	21	Harvest, Mechanical, 2nd Thin, Machine, Loblolly	58	\$2,034.90	\$31,872.35
16 9N 15W	4	23	Harvest, Mechanical, 2nd Thin, Machine, Loblolly	79	\$2,754.15	\$43,137.86
16 9N 16W	5	15	Harvest, Mechanical, Thin, Machine, Loblolly	11	\$372.40	\$4,104.91
16 9N 16W	5	17	Harvest, Mechanical, Thin, Machine, Loblolly	17	\$599.90	\$6,612.61
16 9N 16W	5	38	Harvest, Mechanical, Thin, Machine, Loblolly	90	\$3,150.00	\$34,722.00
16 9N 16W	5	39	Harvest, Mechanical, Thin, Machine, Loblolly	11	\$396.20	\$4,367.26
16 9N 16W	5	62	Harvest, Mechanical, Thin, Machine, Loblolly	2	\$64.75	\$713.73
16 9N 16W	5	63	Harvest, Mechanical, Thin, Machine, Loblolly	2	\$67.90	\$748.45
16 9N 16W	5	65	Harvest, Mechanical, Thin, Machine, Loblolly	9	\$330.75	\$3,645.81
16 9N 16W	5	72	Harvest, Mechanical, Thin, Machine, Loblolly	21	\$720.65	\$7,943.62
16 9N 16W	5	76	Harvest, Mechanical, Thin, Machine, Loblolly	2	\$78.40	\$864.19

STR	Strata	Stand	Activity	Acre	Est. Cost	Est. Revenue
16 9N 17W	5	27	Harvest, Mechanical, Thin, Machine, Loblolly	118	\$4,130.00	\$45,524.40
16 9N 17W	5	42	Harvest, Mechanical, Thin, Machine, Loblolly	4	\$138.95	\$1,531.63
16 9N 17W	5	46	Harvest, Mechanical, Thin, Machine, Loblolly	62	\$2,168.95	\$23,908.03
Yearly Totals				1.008	\$35,282.45	\$447,965.29

2018

16 8N 15W	5	60	Harvest, Mechanical, 2nd Thin, Machine, Loblolly	109	\$3,815.00	\$59,753.80
16 8N 16W	5	64	Harvest, Mechanical, 2nd Thin, Machine, Loblolly	29	\$1,015.00	\$20,076.70
16 9N 14W	4	30	Harvest, Mechanical, 1st Thin, Machine, Loblolly	31	\$1,092.70	\$12,044.68
16 9N 14W	4	36	Harvest, Mechanical, 1st Thin, Machine, Loblolly	2	\$75.25	\$829.47
16 9N 14W	4	40	Harvest, Mechanical, 1st Thin, Machine, Loblolly	7	\$245.00	\$2,700.60
16 9N 14W	4	42	Harvest, Mechanical, 1st Thin, Machine, Loblolly	4	\$130.90	\$1,442.89
16 9N 14W	4	54	Harvest, Mechanical, 1st Thin, Machine, Loblolly	35	\$1,218.70	\$13,433.56
Yearly Totals				217	\$7,592.55	\$110,281.69

2019

16 7N 14W	4	15	Harvest, Mechanical, 1st Thin, Machine, Loblolly	2	\$58.45	\$644.29
16 7N 14W	4	30	Harvest, Mechanical, 1st Thin, Machine, Loblolly	2	\$66.50	\$733.02
16 7N 14W	4	36	Harvest, Mechanical, 1st Thin, Machine, Loblolly	30	\$1,036.70	\$11,427.40
16 7N 14W	4	37	Harvest, Mechanical, 1st Thin, Machine, Loblolly	10	\$354.20	\$3,904.30
16 7N 14W	4	54	Harvest, Mechanical, 1st Thin, Machine, Loblolly	38	\$1,337.35	\$14,741.42
16 7N 14W	4	59	Harvest, Mechanical, 1st Thin, Machine, Loblolly	20	\$700.00	\$7,716.00
16 7N 14W	4	61	Harvest, Mechanical, 1st Thin, Machine, Loblolly	5	\$159.25	\$1,755.39
16 7N 16W	4	2	Harvest, Mechanical, 1st Thin, Machine, Loblolly	20	\$700.00	\$7,716.00
16 8N 16W	6	49	Harvest, Mechanical, 2nd Thin, Machine, Loblolly	10	\$350.00	\$3,858.00

STR	Strata	Stand	Activity	Acre	Est. Cost	Est. Revenue
16 8N 17W	5	16	Harvest, Mechanical, 2nd Thin, Machine, Loblolly	10	\$350.00	\$7,092.00
16 8N 17W	5	19	Harvest, Mechanical, 2nd Thin, Machine, Loblolly	33	\$1,140.30	\$23,105.74
16 8N 17W	5	21	Harvest, Mechanical, 2nd Thin, Machine, Loblolly	29	\$1,004.85	\$20,361.13
16 8N 17W	5	27	Harvest, Mechanical, 2nd Thin, Machine, Loblolly	30	\$1,050.00	\$21,276.00
16 8N 17W	5	44	Harvest, Mechanical, 2nd Thin, Machine, Loblolly	14	\$484.05	\$9,808.24
16 8N 17W	5	61	Harvest, Mechanical, 2nd Thin, Machine, Loblolly	19	\$657.65	\$13,325.87
16 8N 17W	5	63	Harvest, Mechanical, 2nd Thin, Machine, Loblolly	11	\$388.15	\$7,865.03
16 8N 17W	5	66	Harvest, Mechanical, 2nd Thin, Machine, Loblolly	66	\$2,303.35	\$46,672.45
16 8N 17W	5	68	Harvest, Mechanical, 2nd Thin, Machine, Loblolly	10	\$349.30	\$7,077.82
16 8N 17W	5	72	Harvest, Mechanical, 2nd Thin, Machine, Loblolly	13	\$464.10	\$9,403.99

Yearly Totals				370	\$12,954.20	\$218,484.07
----------------------	--	--	--	------------	--------------------	---------------------

2020

16 7N 15W	4	10	Harvest, Mechanical, Thin, Machine, Loblolly	21	\$749.70	\$8,263.84
16 7N 15W	4	12	Harvest, Mechanical, Thin, Machine, Loblolly	0	\$13.65	\$150.46
16 7N 15W	4	13	Harvest, Mechanical, Thin, Machine, Loblolly	5	\$177.45	\$1,956.01
16 7N 15W	4	14	Harvest, Mechanical, Thin, Machine, Loblolly	16	\$547.75	\$6,037.77
16 7N 15W	4	15	Harvest, Mechanical, Thin, Machine, Loblolly	16	\$560.00	\$6,172.80
16 7N 15W	6	3	Harvest, Mechanical, 2nd Thin, Machine, Loblolly	28	\$985.25	\$15,431.83
16 7N 15W	6	8	Harvest, Mechanical, 2nd Thin, Machine, Loblolly	21	\$735.00	\$11,512.20
16 8N 16W	6	33	Harvest, Mechanical, 2nd Thin, Machine, Loblolly	25	\$870.80	\$13,639.22
16 8N 16W	6	79	Harvest, Mechanical, 2nd Thin, Machine, Loblolly	8	\$280.00	\$4,385.60
16 8N 16W	6	82	Harvest, Mechanical, 2nd Thin, Machine, Loblolly	11	\$387.45	\$6,068.57

Yearly Totals				152	\$5,307.05	\$73,618.29
----------------------	--	--	--	------------	-------------------	--------------------

STR	Strata	Stand	Activity	Acre	Est. Cost	Est. Revenue	
2021							
16 6N 15W	4	16	Harvest, Mechanical, 1st Thin, Machine, Loblolly	55	\$1,922.20	\$21,188.14	
16 6N 15W	4	18	Harvest, Mechanical, 1st Thin, Machine, Loblolly	36	\$1,260.00	\$13,888.80	
16 6N 15W	4	27	Harvest, Mechanical, 1st Thin, Machine, Loblolly	5	\$175.00	\$1,929.00	
16 6N 15W	4	28	Harvest, Mechanical, 1st Thin, Machine, Loblolly	52	\$1,824.55	\$20,111.75	
16 6N 15W	4	33	Harvest, Mechanical, 1st Thin, Machine, Loblolly	16	\$560.00	\$6,172.80	
16 6N 15W	4	34	Harvest, Mechanical, 1st Thin, Machine, Loblolly	112	\$3,913.35	\$43,136.30	
16 7N 16W	4	10	Harvest, Mechanical, 1st Thin, Machine, Loblolly	112	\$3,920.00	\$43,209.60	
16 7N 16W	4	14	Harvest, Mechanical, 1st Thin, Machine, Loblolly	5	\$175.00	\$1,929.00	
16 8N 15W	4	40	Harvest, Mechanical, 1st Thin, Machine, Loblolly	65	\$2,275.00	\$25,077.00	
16 9N 17W	4	12	Harvest, Mechanical, 1st Thin, Machine, Loblolly	3	\$105.00	\$1,157.40	
16 9N 17W	4	40	Harvest, Mechanical, 1st Thin, Machine, Loblolly	2	\$70.00	\$771.60	
16 9N 17W	4	45	Harvest, Mechanical, 1st Thin, Machine, Loblolly	18	\$630.00	\$6,944.40	
				Yearly Totals	481	\$16,830.10	\$185,515.79
				Grand Totals	5,921	\$207,244.80	\$3,533,298.59

Property Activities Report

Filters Applied: County:
 Client Class:
 District:
 Client: COVINGTON COUNTY B
 STR:
 Year: 2012 Through 2021

Client Name	Plan Year	STR	Act. Name	Method	Practice	Application	Est. Cost	Act. Object	Est. Miles
COVINGTON COUNTY BOARD OF E									
2012									
16 8N 14W									
Property Activities									
				Maintain	Paint	Hand	\$638.35	Property Boundary	4.03
Totals							\$638.35		4.03
16 9N 14W									
Property Activities									
				Maintain	Paint	Hand	\$637.72	Property Boundary	4.026
Totals							\$637.72		4.026
16 9N 15W									
Property Activities									
				Maintain	Paint	Hand	\$640.25	Property Boundary	4.042
Totals							\$640.25		4.042
16 9N 16W									
Property Activities									
				Maintain	Paint	Hand	\$632.65	Property Boundary	3.994
Totals							\$632.65		3.994
16 9N 17W									
Property Activities									
				Maintain	Paint	Hand	\$631.38	Property Boundary	3.986
Totals							\$631.38		3.986

Client Name	Plan Year	STR	Act. Name	Method	Practice	Application	Est. Cost	Act. Object	Est. Miles
							Summary for 'PlanYear' = 2012		
							Totals	\$3,180.36	20.078
2013									
16 7N 15W									
Property Activities									
				Maintain	Paint	Hand	\$633.44	Property Boundary	3.999
							Totals	\$633.44	3.999
16 8N 15W									
Property Activities									
				Maintain	Paint	Hand	\$632.33	Property Boundary	3.992
							Totals	\$632.33	3.992
16 8N 16W									
Property Activities									
				Maintain	Paint	Hand	\$632.81	Property Boundary	3.995
							Totals	\$632.81	3.995
							Summary for 'PlanYear' = 2013		
							Totals	\$1,898.58	11.986
2014									
16 7N 14W									
Property Activities									
				Maintain	Paint	Hand	\$635.34	Property Boundary	4.011
							Totals	\$635.34	4.011
16 7N 16W									
Property Activities									
				Maintain	Paint	Hand	\$633.28	Property Boundary	3.998
							Totals	\$633.28	3.998
16 8N 17W									

Client Name	Plan Year	STR	Act. Name	Method	Practice	Application	Est. Cost	Act. Object	Est. Miles
			Property Activities						
				Maintain	Paint	Hand	\$629.16	Property Boundary	3.972
						Totals	\$629.16		3.972
						Summary for 'PlanYear' = 2014			
						Totals	\$1,897.79		11.981
	2015								
		16 6N 14W	Property Activities						
				Maintain	Paint	Hand	\$631.86	Property Boundary	3.989
						Totals	\$631.86		3.989
		16 6N 15W	Property Activities						
				Maintain	Paint	Hand	\$633.12	Property Boundary	3.997
						Totals	\$633.12		3.997
						Summary for 'PlanYear' = 2015			
						Totals	\$1,264.98		7.986
	2017								
		16 9N 14W	Property Activities						
				Maintain	Paint	Hand	\$637.72	Property Boundary	4.026
						Totals	\$637.72		4.026
		16 9N 15W	Property Activities						
				Maintain	Paint	Hand	\$640.25	Property Boundary	4.042
						Totals	\$640.25		4.042
		16 9N 16W	Property Activities						

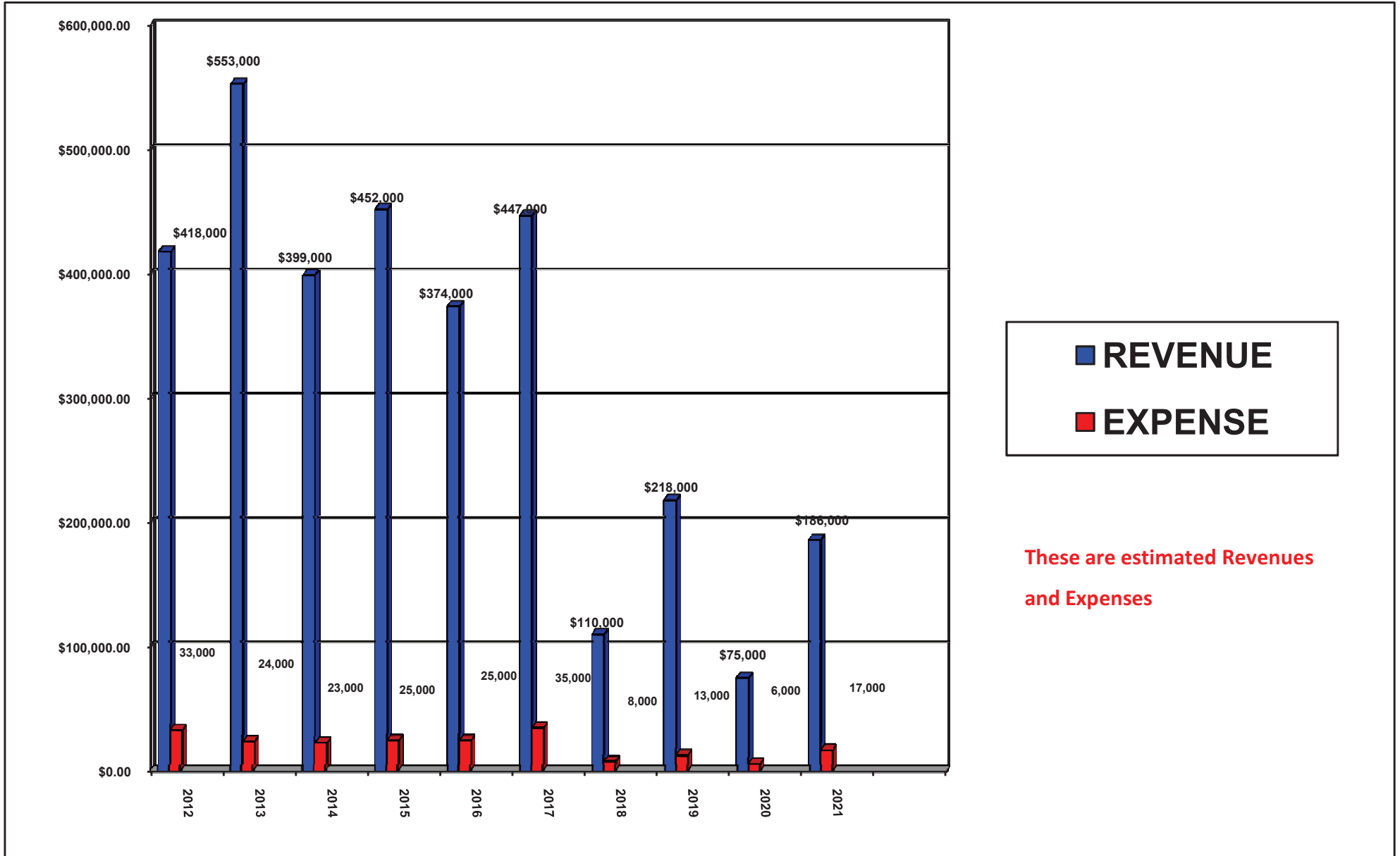
Client Name	Plan Year	STR	Act. Name	Method	Practice	Application	Est. Cost	Act. Object	Est. Miles
				Maintain	Paint	Hand	\$632.65	Property Boundary	3.994
						Totals	\$632.65		3.994
		16 9N 17W							
			Property Activities						
				Maintain	Paint	Hand	\$631.38	Property Boundary	3.986
						Totals	\$631.38		3.986
						Summary for 'PlanYear' = 2017			
						Totals	\$2,542.00		16.048
	2018								
		16 7N 15W							
			Property Activities						
				Maintain	Paint	Hand	\$633.44	Property Boundary	3.999
						Totals	\$633.44		3.999
		16 8N 14W							
			Property Activities						
				Maintain	Paint	Hand	\$638.35	Property Boundary	4.03
						Totals	\$638.35		4.03
		16 8N 15W							
			Property Activities						
				Maintain	Paint	Hand	\$632.33	Property Boundary	3.992
						Totals	\$632.33		3.992
		16 8N 16W							
			Property Activities						
				Maintain	Paint	Hand	\$632.81	Property Boundary	3.995
						Totals	\$632.81		3.995
		16 8N 17W							
			Property Activities						

Client Name	Plan Year	STR	Act. Name	Method	Practice	Application	Est. Cost	Act. Object	Est. Miles
				Maintain	Paint	Hand	\$629.16	Property Boundary	3.972
						Totals	\$629.16		3.972
						Summary for 'PlanYear' = 2018			
						Totals	\$3,166.10		19.988
	2019								
		16 7N 14W							
			Property Activities						
				Maintain	Paint	Hand	\$635.34	Property Boundary	4.011
						Totals	\$635.34		4.011
		16 7N 16W							
			Property Activities						
				Maintain	Paint	Hand	\$633.28	Property Boundary	3.998
						Totals	\$633.28		3.998
						Summary for 'PlanYear' = 2019			
						Totals	\$1,268.63		8.009
	2020								
		16 6N 14W							
			Property Activities						
				Maintain	Paint	Hand	\$631.86	Property Boundary	3.989
						Totals	\$631.86		3.989
		16 6N 15W							
			Property Activities						
				Maintain	Paint	Hand	\$633.12	Property Boundary	3.997
						Totals	\$633.12		3.997
						Summary for 'PlanYear' = 2020			
						Totals	\$1,264.98		7.986
						Summary for COVINGTON COUNTY BOARD OF EDUCATION			
						Totals	\$16,483.42		104.062

Client Name	Plan Year	STR	Act. Name	Method	Practice	Application	Est. Cost	Act. Object	Est. Miles
Grand Totals							\$16,483.42		104.06

COVINGTON COUNTY REVENUE – EXPENSES

2012 - 2021



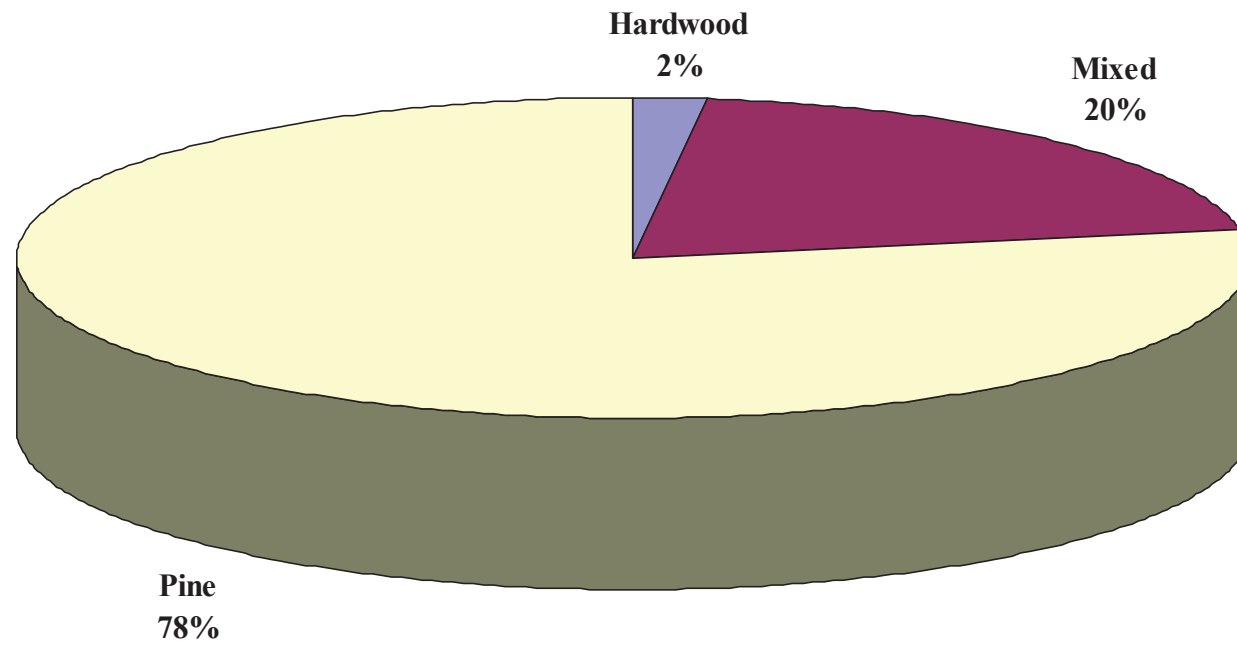
Filters Applied:

County:
Client Class:

District:
Client: COVINGTON COUNTY B

STR:

Broad Cover Type Distribution



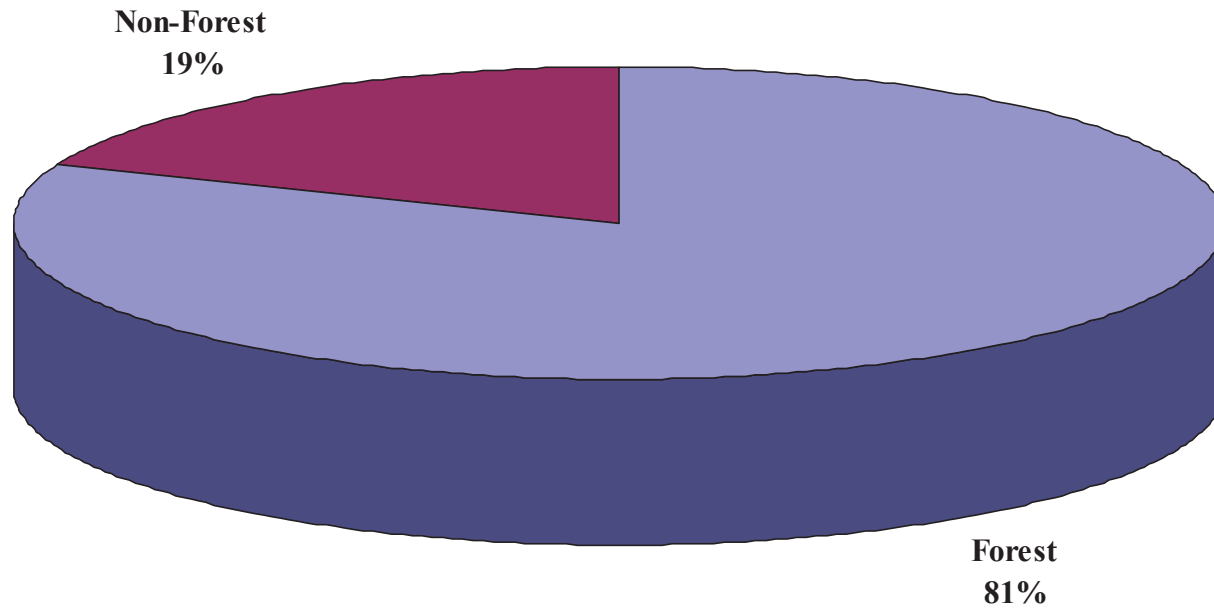
Filters Applied:

County: Covington
Client Class:

District:
Client:

STR:

Land Use Distribution



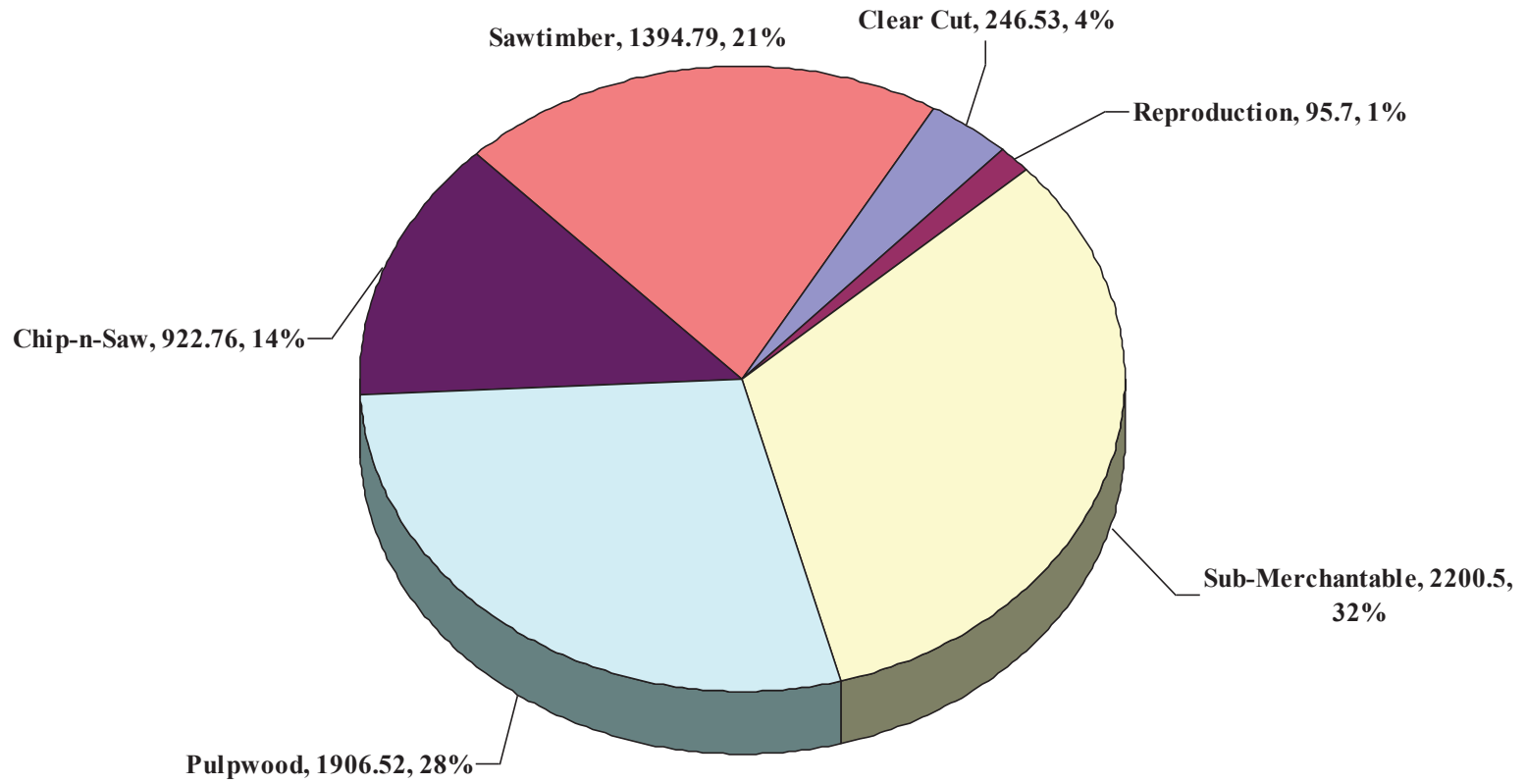
Filters Applied:

County: Covington
Client Class:

District:
Client:

STR:

Forested Stands Class Distribution by Acres



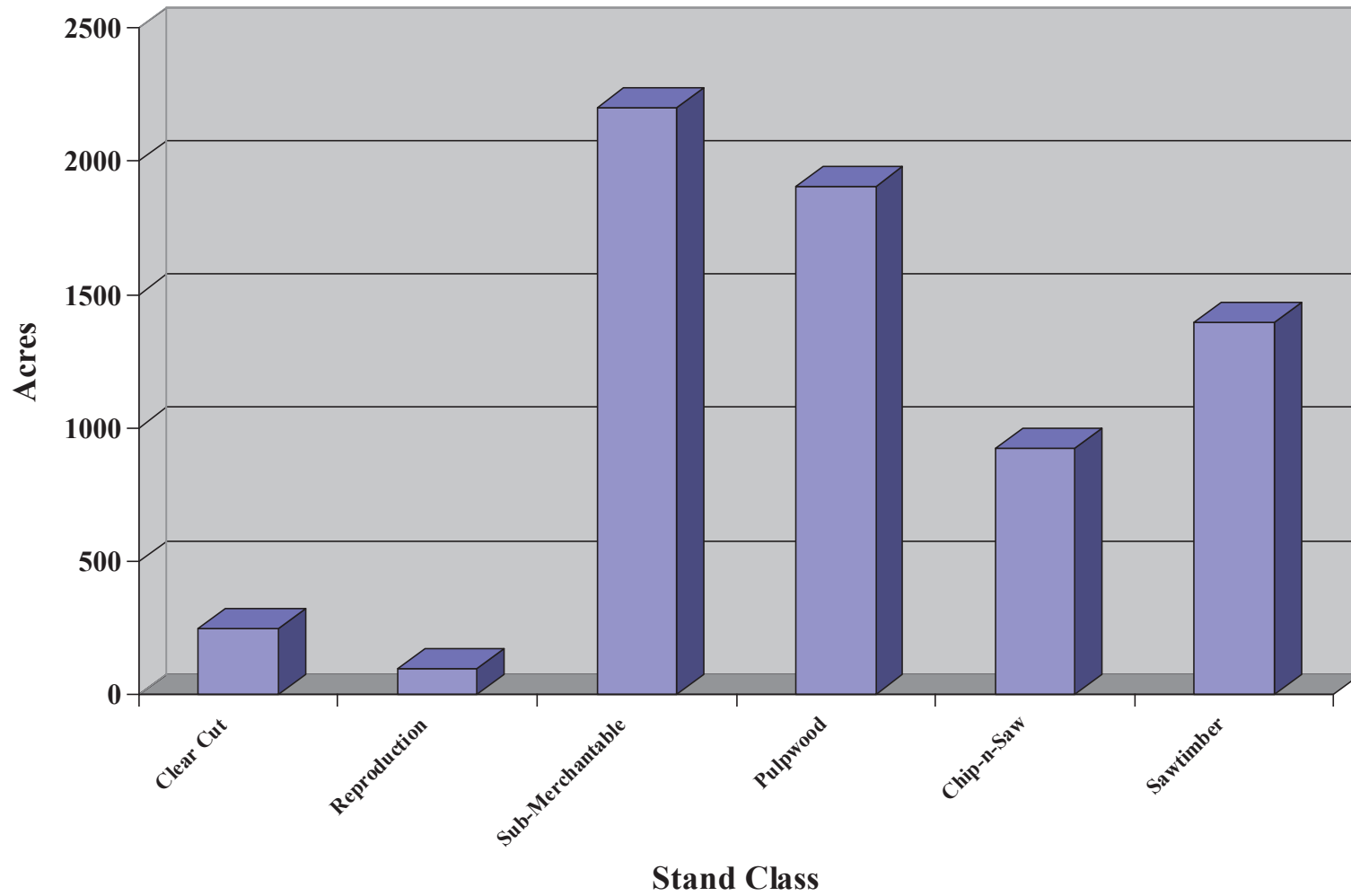
Filters Applied: County: Covington
District:

Client:
STR:

Broad Cover Type:
Client Class:

Stand Age: Through

Forested Stands Graph



Filters Applied: County: Covington
District:

Client:
STR:

Broad Cover Type:
Client Class:

Stand Age: Through

Age Distribution Graph

